

REPORT ON THE RESULTS OF EVALUATING THE VERIFICATION AND MODIFICATIONS PROCESS FOR OFFICIAL BACHELOR'S AND MASTER'S DEGREES AT ANDALUSIAN UNIVERSITIES

2014 and 2015



Agencia Andaluza del Conocimiento
CONSEJERÍA DE ECONOMÍA Y CONOCIMIENTO

Directorate of Evaluation and Accreditation

September 2016



NB: Report data as at 31 August 2016.

Degrees evaluated: These correspond to requests for evaluation of verification and modification where the final report was issued in 2014 and 2015.

Dates used for 2014: 01/01/2014 - 30/12/2014.

Dates used for 2015: 01/01/2015 - 30/12/2015.



Summary and Future Improvement Actions

Summary and Future Improvement Actions

This report includes a statistical analysis of the results of evaluating the verification and modification process of official bachelor's and master's degrees carried out by the Andalusian Knowledge Agency's Directorate of Evaluation and Accreditation in 2014 and 2015.

In this period the various branch commissions carried out a total of 111 evaluations of verification in 2014 and 82 in 2015. As far as evaluations of modification requests are concerned, these totalled 121 in 2014 and 236 in 2015.

As a result of the evaluations of verification, 101 favourable reports were issued in 2014 and 72 favourable reports in 2015, the remaining reports being unfavourable. In the case of modification reports, 105 were favourable and 16 unfavourable in 2014, while there were 209 favourable and 27 unfavourable reports in 2015.



Index

1. Evaluation process for the verification/modification of official bachelor's and master's degrees at Andalusian universities. Report and Results	5
1.1 Results of the evaluation for the verification of official bachelor's and master's degrees	6
1.2 Results of the evaluation of modification proposals for bachelor's and master's degrees	12

1. Evaluation process for the verification/modification of official bachelor's and master's degrees at Andalusian universities. Report and Results.

Evaluation for verification and evaluation of modification requests for official bachelor's and master's degrees in Andalusia is carried out in accordance with the provisions of Royal Decree 1393/2007, dated 29 October, which regulates official university courses.

These evaluations, both of verification and of modifications, are carried out by evaluation commissions that are divided by branch of knowledge. Specifically, the following seven branch commissions have been appointed: Art and Humanities, Science, Health Sciences, Economic and Business Sciences, Juridical Sciences, Social and Educational Sciences and Engineering and Architecture. The Social and Juridical Sciences Commission is divided into a Juridical Sciences Commission, an Economics and Business Commission and a Social and Educational Sciences Commission.

The members of the branch commissions are independent evaluators drawn from both Spain and abroad, who conduct their professional activities outside Andalusia, and with an academic and/or professional track record appropriate to the functions to be discharged. The membership of the branch commissions was overhauled in 2014 with respect to previous commissions, thereby fulfilling the DEVA commitment regarding the appointment and renewal of commission members.

Both the branch commissions and the commission for issuing reports are involved in the two phases that make up the process:

- Evaluation of applications made on behalf of degrees and the issuing of a provisional evaluation report that is sent to universities.
- Evaluation of the observations submitted by the universities on the provisional report and the drawing up of a definitive evaluation report for the Council of Universities.

Once the final evaluation reports have been issued, and the verification or modification decision received on the part of the Ministry, the universities have the chance to appeal against the decision in the event of receiving a negative evaluation report. It is worth pointing out that DEVA did not receive any appeals in 2014 or 2015.

1.1 Results of the evaluation for the verification of official bachelor's and master's degrees

This report presents the 2014 and 2015 data and results for the verification programme of university bachelor's and master's degrees.

In 2014, 112 final reports were drawn up, but one application was discontinued (withdrawn) before the report was issued, so that the analysis of the results takes into account the 111 final reports that were issued.

Similarly, 84 final reports were drawn up in 2015, of which two applications were discontinued before the reports were issued, so that the analysis of the results takes into account the 82 final reports that were issued.

In the results set out below, the evaluation results of two master's degrees in artistic studies, with favourable reports, associated with the Art and Humanities branch, have been included.

Type	2012	2013	2014	2015
Bachelor's degree	62	8	16	4
Master's degree	68	66	95	78
Total applications	130	74	111	82

Table 1. Evolution of applications for evaluation of verification, classified by degree type

The percentage of applications for the two years in question is shown in the following charts, which, like the table above, reveal the decline in verification applications for bachelor's and master's degrees in 2015 compared to 2014.

Chart 1. Percentage of verification applications, 2014

Bachelor's

Master's

Chart 2. Percentage of verification applications, 2015

Gráfico 1. Porcentaje de solicitudes de Verificación 2014

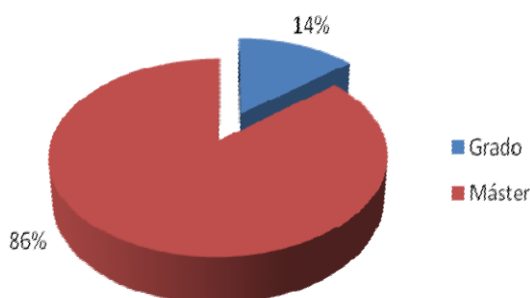
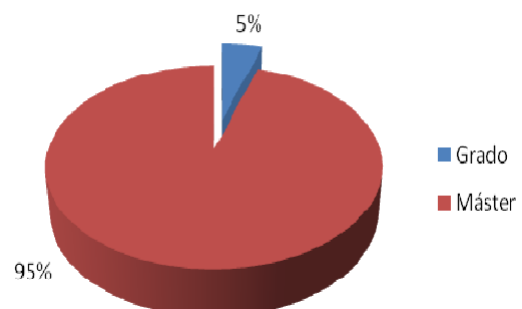


Gráfico 2. Porcentaje de solicitudes verificación 2015



There was still a notably high number of verification applications for master’s degrees, however. This may be accounted for by the proximity of the impending accreditation renewal process, in which universities put forward significant structural changes to their programmes of study, which in turn leads to a new verification process.

The following chart shows the results of the reports issued for verification in 2014 and 2015 for bachelor’s and master’s degrees. There were no unfavourable reports for bachelor’s degrees in the two years in question, while unfavourable reports accounted for 10.52% of master’s degrees in 2014 and 12.82% in 2015.

Unfavourable
 Favourable
 Bachelor’s
 Master’s

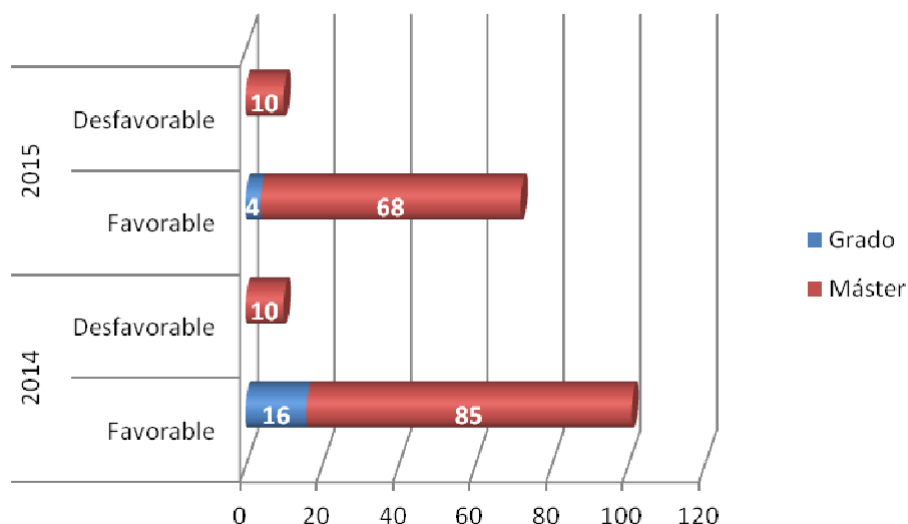


Chart 3. Results of the verification evaluations, by type of degree

Classifying the evaluation applications by branch of knowledge shows that in 2014 the Engineering and Architecture branch accounted for the greatest number of degrees evaluated, 48 degrees in total, which represented 43.24% of all the applications evaluated (111 evaluated). It was followed in volume of applications by the branches of Social and Juridical Sciences, which accounted for 23 degrees. The other branches of knowledge accounted for a broadly uniform number of evaluations, involving between 13 and 14 degrees.

Art and Humanities
 Science
 Health Sciences
 Social and Juridical Sciences
 Engineering and Architecture

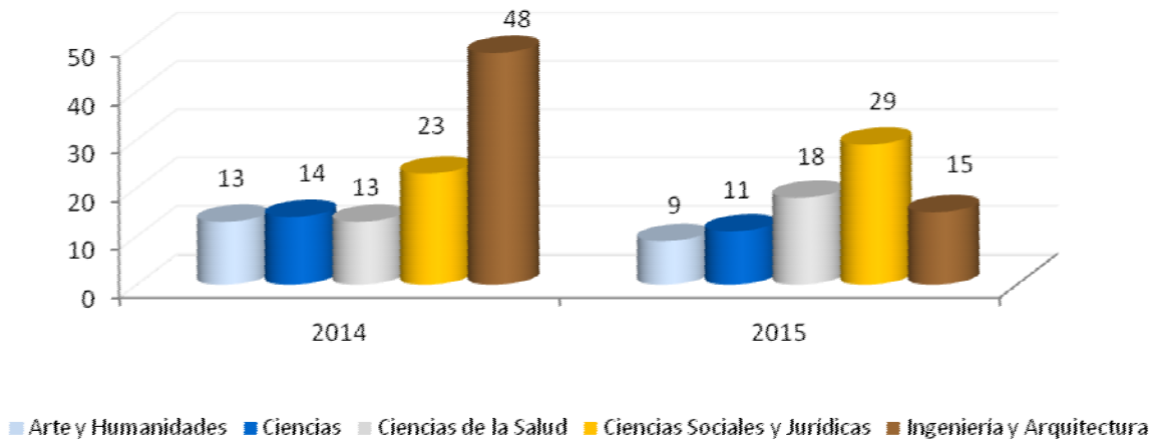


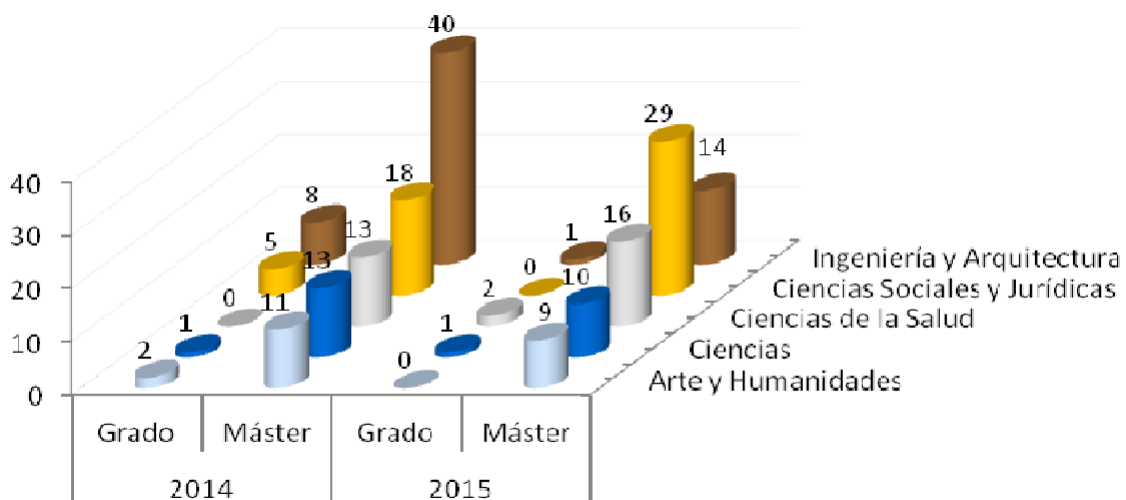
Chart 4. Number of verification applications, by branch of knowledge

In 2015 it was the Social and Juridical Sciences branch that had the greatest number of applications evaluated, with 29 of the applications accounting for almost 35.5% of the total (n=82). Applications from the Engineering and Architecture branch fell by more than half compared to the previous year.

Chart 5 breaks down the data for 2014 and 2015 by branch of knowledge and type of degree. It shows that in both years the greatest number of applications was accounted for by master's degrees in the branches of Social and Juridical Sciences and Engineering and Architecture. The remaining branches accounted for no more than 16 applications for master's degrees and between one and two for bachelor's degrees.

Grado = Bachelor's Máster = Master's
 Ingeniería y Arquitectura
 Social and Juridical Sciences
 Health Sciences
 Science
 Art and Humanities

Chart 5. Number of verification applications, by type of degree and branch of knowledge



The results of the evaluations carried out by branches of knowledge are set out below. Analysis of the data by year shows that in 2014 all the evaluation reports for the Engineering and Architecture branch were favourable, while a number of unfavourable reports were obtained in each of the other branches. In 2015 it was Art and Humanities that emerged with an absence of unfavourable evaluation reports, while Social and Juridical Sciences and Science had the most unfavourable reports as a proportion of all the applications evaluated.

Branch of Knowledge	2014		2015	
	Favourable	Unfavourable	Favourable	Unfavourable
Art and Humanities	10	3	9	0
Science	13	1	8	3
Health Sciences	11	2	17	1
Social and Juridical Sciences	19	4	24	5
Engineering and Architecture	48	0	14	1
Total	101	10	72	10

Table 2. Results of evaluation for verification, by branch of knowledge

The universities that submitted the largest number of degrees for verification in 2014 were the Universities of Granada and Málaga, with 18 and 16 degrees respectively, including both bachelor's and master's degrees, followed by the Universities of Seville, Jaén and Cádiz, with more than 10 submissions each. The number of submissions from the University of Málaga fell considerably in 2015, while Granada, Jaén and Seville broadly maintained the number of submissions, with a slight fall in the cases of Seville and Granada and a rise for the University of Jaén.

	2014			2015		
	Bachelor's	Master's	Total	Bachelor's	Master's	Total
University of Almería	1	8	9	1	8	9
University of Cádiz	4	7	11	0	7	7
University of Córdoba	2	7	9	1	9	10
University of Granada	2	16	18	0	15	15
University of Huelva	0	6	6	0	5	5
University of Jaén	1	12	13	0	14	14
University of Málaga	0	16	16	0	4	4
University of Seville	0	14	14	0	11	11
International University of Andalusia	-	1	1	-	-	0
Loyola Andalusia University	4	4	8	1	1	2
Pablo de Olavide University	2	3	5	1	3	4
Other institutions (Artistic Studies)	0	1	1	0	1	1
Total	16	95	111	4	78	82

Table 3. Evolution of applications for evaluation of verification, by type of degree and applicant university

The next table shows the results of the evaluations by university. The universities that did not receive a single unfavourable report for the applications submitted in 2014 were Córdoba, Seville, Loyola Andalusia University and Pablo de Olavide University, the latter three also having no unfavourable results in 2015.

	2014		2015	
	Favourable	Unfavourable	Favourable	Unfavourable
University of Almería	9	1	7	2
University of Cádiz	10	1	6	1
University of Córdoba	9	0	8	2
University of Granada	16	2	15	0
University of Huelva	4	2	4	1
University of Jaén	11	2	12	2
University of Málaga	15	1	2	2
University of Seville	14	0	11	0
International University of Andalusia	-	1	-	-
Loyola Andalusia University	7	0	2	0
Pablo de Olavide University	5	0	4	0
Other institutions (Artistic Studies)	1	0	1	0
Total	101	10	72	10

Table 4. Results of the evaluation reports for verification, by applicant university

Charts 6 and 7, which break the results down by year, generally show the high number of evaluations with a favourable judgement. It is true that this analysis derives from final verification reports, where universities had already made the observations relating to the provisional reports they received. These provisional reports do not carry a favourable or unfavourable verdict, and cannot therefore be represented in tables or charts, but an analysis of the provisional reports issued was carried out at the time, showing that all of them contained modifications that had to be addressed and recommendations that were taken on board so that they could be incorporated into the monitoring of the implementation of the degree or resolved in the report itself.

Otras Inst = Other Insts.

Favourable

Unfavourable

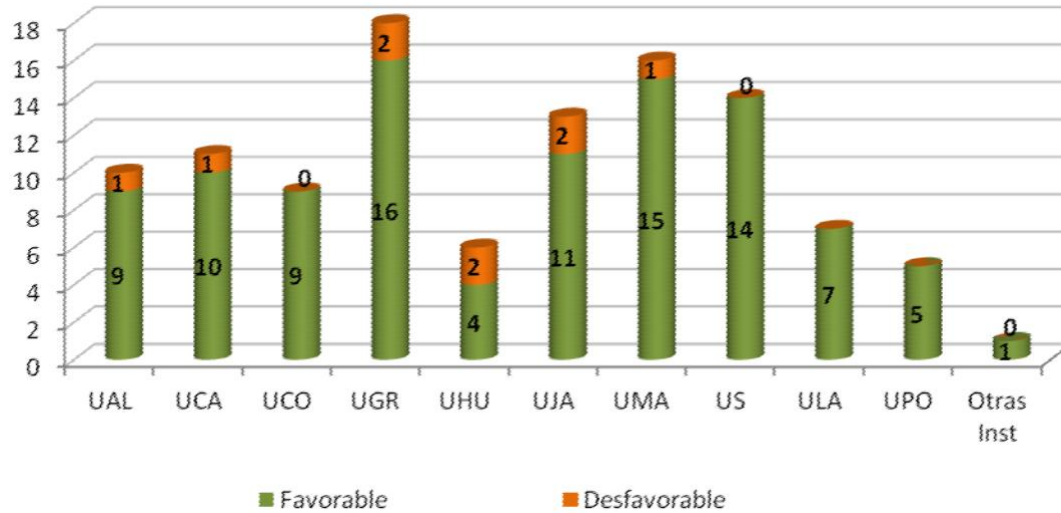


Chart 6. Results of evaluation reports for verification, by university 2014 (n=111)

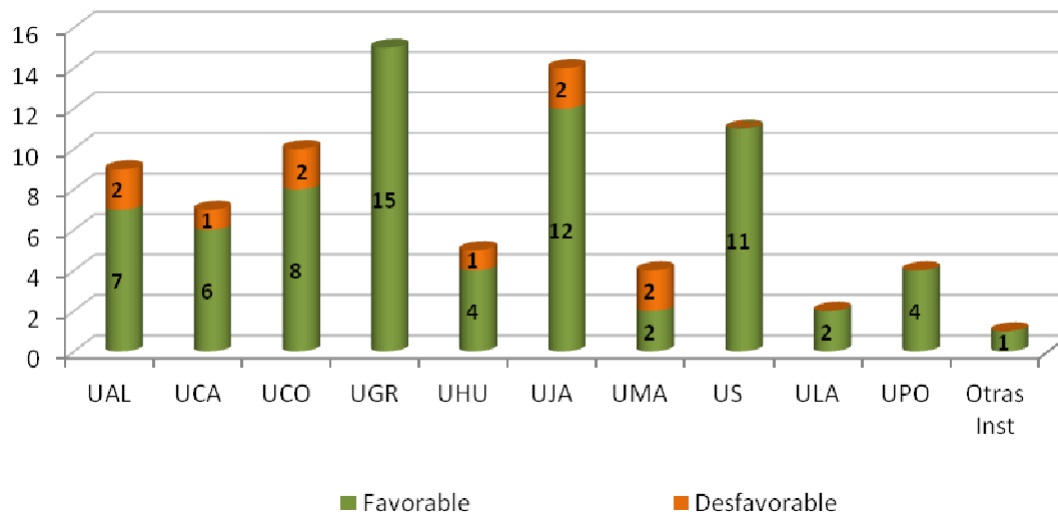


Chart 7. Results of evaluation reports for verification, by university 2015 (n=82)

Otras Inst = Other Insts.

Favourable

Unfavourable

1.2 Results of the evaluation of modification proposals for bachelor's and master's degrees

In article 28 of the Royal Decree¹ it states that modifications approved by universities to their programmes of study leading to official qualifications and affecting the content of registered entries relating to the official qualifications listed in the University Register of Centres and Qualifications are subject to evaluation.

In the case of modifications that affect the registered entries of qualifications, universities need to submit a modification application to the Council of Universities via the website. In this case it is the AAC's DEVA that carries out the evaluation of the modifications proposed and issues the corresponding evaluation report.

124 evaluations of modifications were carried out in 2014, of which three were withdrawn, so the analysis of the results will cover the 121 final modification reports issued. Of these 121 applications, 90.08% were modifications of bachelor's degrees and 9.91% of master's degrees.

242 evaluations of modifications were carried out in 2015, of which six were withdrawn, so the analysis of the results will cover the 236 final modification reports issued. 58.89% of the applications were for bachelor's degrees and 41.1% were for master's degrees.

Type of degree	2014	2015
Bachelor's	109	139
Master's	12	97
Total applications	121	236

Table 5. Number of modification applications, by type of degree

The increase in the number of applications from 2014 to 2015 was fundamentally due to the increase in bachelor's and master's degrees that had to request renewal of their accreditation, for which they are required to update the verified statement via the ministry's website.

¹ Royal Decree 1393/2007, dated 29 October, establishing the regulation of official university courses.

Favourable / Unfavourable
 Bachelor's / Master's

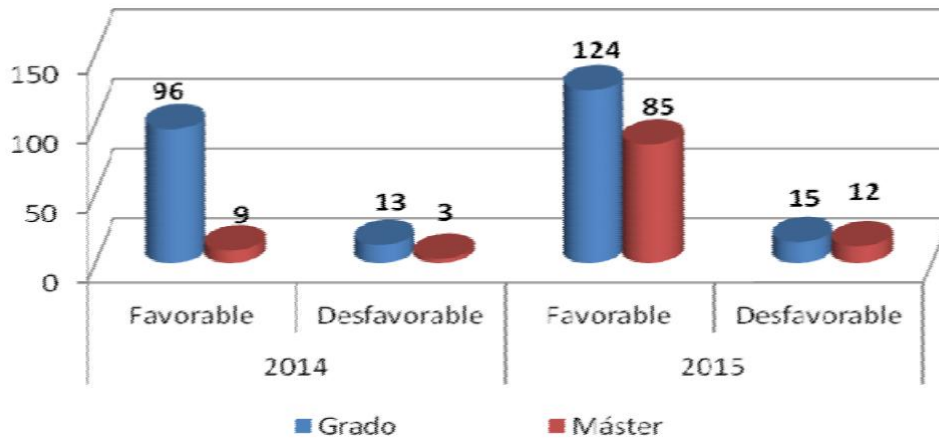


Chart 8. Results of modification reports, by type of degree

Regarding the distribution of applications to modify degrees classified by branch of knowledge, shown in the following table, it is notable that the Engineering and Architecture branch together with the Social and Juridical Sciences branch account for most applications to modify already-verified degrees, with a total of 76 in 2014. In 2015 it was the Art and Humanities, Social and Juridical Sciences and the Engineering and Architecture branches that accounted for most of the applications submitted, with a total of 168, representing more than 71.18% of all the evaluations carried out (236).

Branch of Knowledge	2014	2015
Art and Humanities	13	43
Science	9	30
Health Sciences	23	38
Social and Juridical Sciences	46	84
Engineering and Architecture	30	41
Total	121	236

Table 6. Number of modification applications, by branch of knowledge

The next chart shows the applications received broken down by type of degree and branch of knowledge. It is noticeable that although the total volume of applications to modify bachelor's degrees remained stable over 2014 and 2015, there was a clear increase in applications to modify master's degrees across all branches of knowledge in 2015. In 2014, the greatest number of applications was for degrees in the Social and Juridical Sciences branch, a figure that doubled in 2015, while the number of applications for master's degrees in Engineering and Architecture also saw an increase.

Bachelor's / Master's
 Art and Humanities
 Science
 Health Sciences
 Social and Juridical Sciences
 Engineering and Architecture

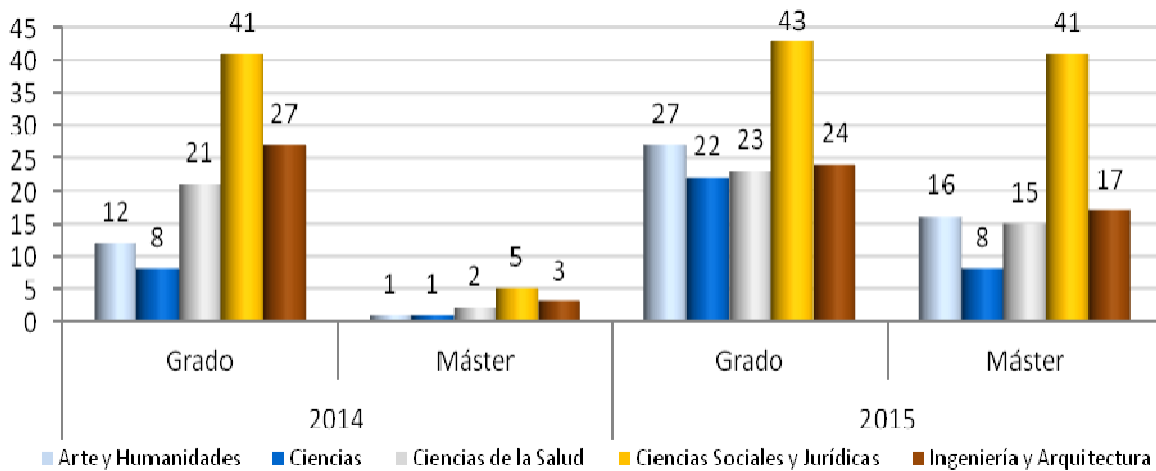


Chart 9. Applications by branch of knowledge and type of degree

The next table shows the results of the evaluation reports for degrees that submitted modifications, broken down by branch of knowledge. In 2014 and 2015, 86.77% (n=121) and 88.55% (n=236) of the modification reports had favourable verdicts respectively, the remainder being unfavourable.

Branch of Knowledge	2014		2015	
	Favourable	Unfavourable	Favourable	Unfavourable
Art and Humanities	10	3	32	11
Science	8	1	30	0
Health Sciences	23	0	35	3
Social and Juridical Sciences	35	11	72	12
Engineering and Architecture	29	1	40	1
Total	105	16	209	27

Table 7. Results of the evaluation of modification, by branch of knowledge

In 2014, 90.08% of the evaluations of modifications received by universities were for bachelor's degrees, a figure that fell to 58.89% in 2015, although the applications to modify master's degrees rose. The next table shows that the greatest number of modifications in 2014 was submitted by the University of Málaga, with 29, followed by the Universities of Córdoba and Huelva, with 19 and 18 applications respectively. The number of degrees for which modifications were sought rose across almost all universities in 2015, the University of Granada being particularly striking with a total of 87 degrees.

	2014			2015		
	Bachelor's	Master's	Total	Bachelor's	Master's	Total
University of Almería	6	1	7	6	3	9
University of Cádiz	9	2	11	6	1	7
University of Córdoba	19	0	19	11	3	14
University of Granada	8	3	11	56	31	87
University of Huelva	18	0	18	23	4	27
University of Jaén	3	0	3	8	7	15
University of Málaga	26	3	29	8	18	26
University of Seville	7	2	9	10	21	31
International University of Andalusia	-	-	0	-	-	0
Loyola Andalusia University	8	1	9	1	4	5
Pablo de Olavide University	5	0	5	10	5	15
Total	109	12	121	139	97	236

Table 8. Number of modification requests, by type of degree and university

Charts 10 and 11 show the distribution of the report results for the degrees seeking modifications, broken down by university. In 2014, favourable reports totalled 105 out of 121, with Almería, Córdoba, Jaén and Seville being the only universities not to receive a single unfavourable report.

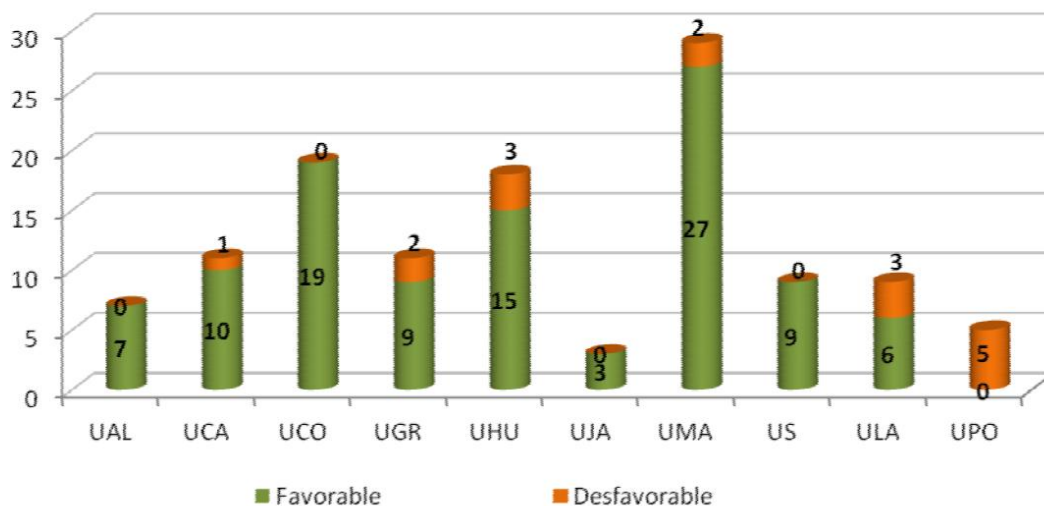


Chart 10. Modification report results, by university 2014 (n=121)

Favourable / Unfavourable

In chart 11, which shows the results for 2015, the favourable reports account for 209 out of a total of 236.

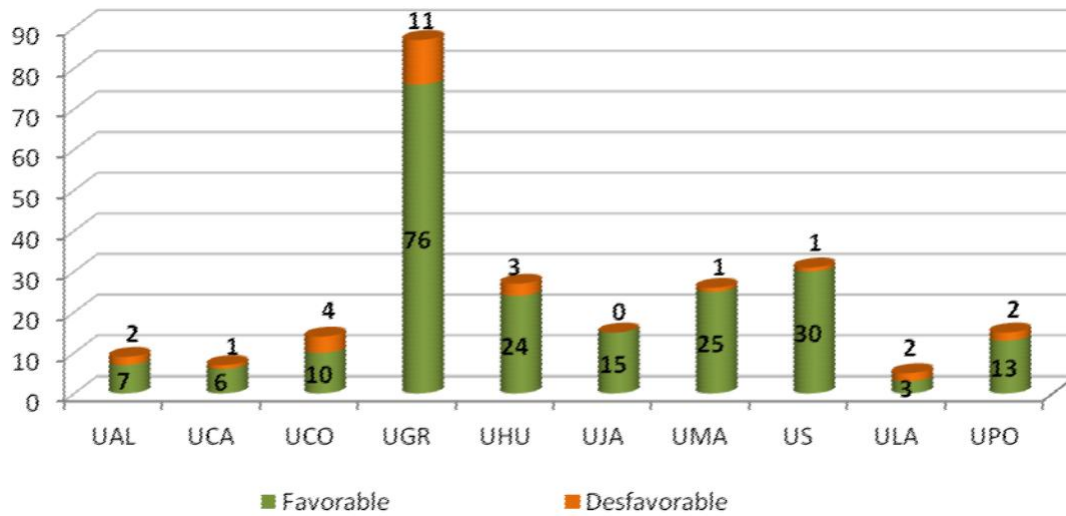


Chart 11. Modification report results, by university 2015 (n=236)

Favourable / Unfavourable

Analysing the type of modifications received shows, as mentioned above, the adaptation of the degrees' statement information to the Ministry's application.

An analysis was also carried out of the volume of modifications evaluated in terms of the number of times that the degree had submitted a modification. In both years, the degrees that submitted a modification for the first time accounted for a percentage that was greater than the other requests combined, but it is worth pointing out that in 2014 30% of the evaluations carried out were for degrees that submitted a modification for the second time (mod2).

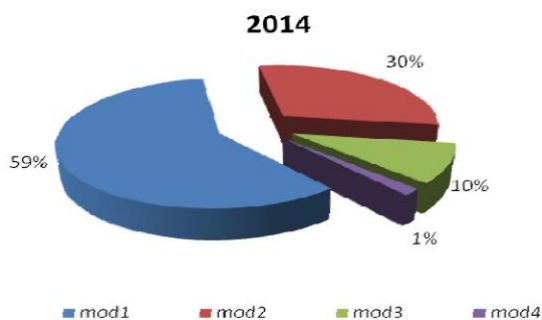


Chart 12. Percentage of modification requests, by number of times (n=121)

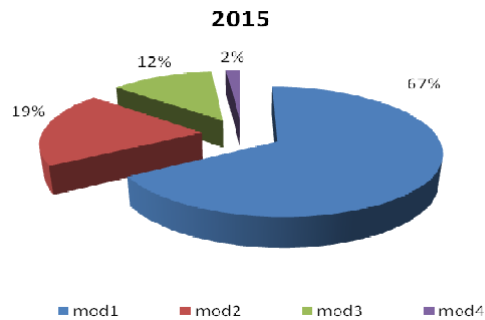


Chart 13. Percentage of modification requests, by number of times (n=236)

The table below sets out the results of the modification reports broken down by the type of degree and the number of times that the degrees had submitted a modification.

		2014				
Type of degree		mod1	mod2	mod3	mod4	Totals
Bachelor's	Favourable	52	30	12	2	96
	Unfavourable	9	4			13
Master's	Favourable	7	2			9
	Unfavourable	3				3
Total requests		71	36	12	2	121

Table 9. Results of modifications, by type of degree and number of times a modification had been submitted.

In 2014, the results of the modification reports were largely favourable, the exceptions being first and second submissions of modifications (mod1 and mod2) for bachelor's degrees, which had 9 and 4 unfavourable reports respectively, and modifications of master's degrees submitted for the first time.

Favourable / Unfavourable
 Bachelor's / Master's

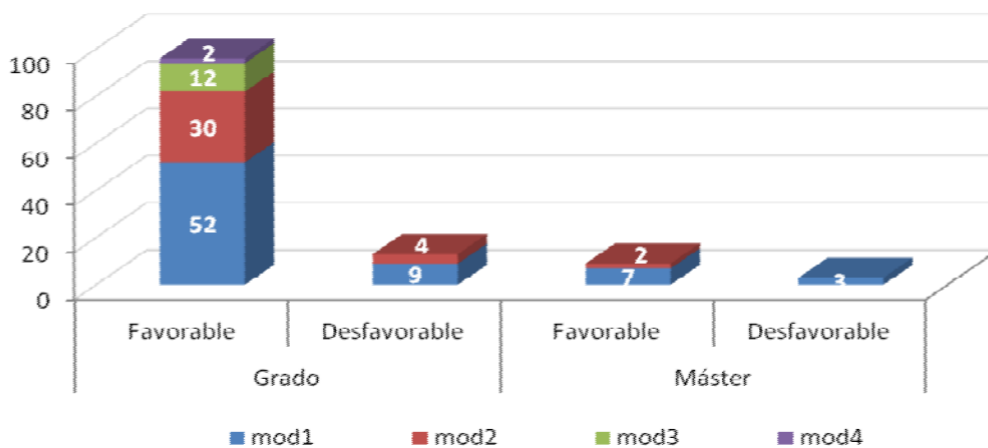


Chart 14. Results of modification evaluations, by number of submissions and type of degree (n=121)

The increase in the second and third modification submissions in 2015 is due to the number of degrees that had to submit an accreditation renewal, thereby ensuring that all their information regarding regulations, programmes of study, teaching staff and infrastructure was up to date, these being the areas most susceptible to undergoing updating and changes following the introduction of the degree and its subsequent monitoring.

		2015				
Type of degree		mod1	mod2	mod3	mod4	Totals
Bachelor's	Favourable	68	26	26	4	124
	Unfavourable	5	9	1	-	15
Master's	Favourable	76	7	2	-	85
	Unfavourable	8	4	-	-	12
Total requests			46	29	4	236

Table 10. Results of modifications, by type of degree and number of times a modification had been submitted.

Favourable / Unfavourable
 Bachelor's /Master's

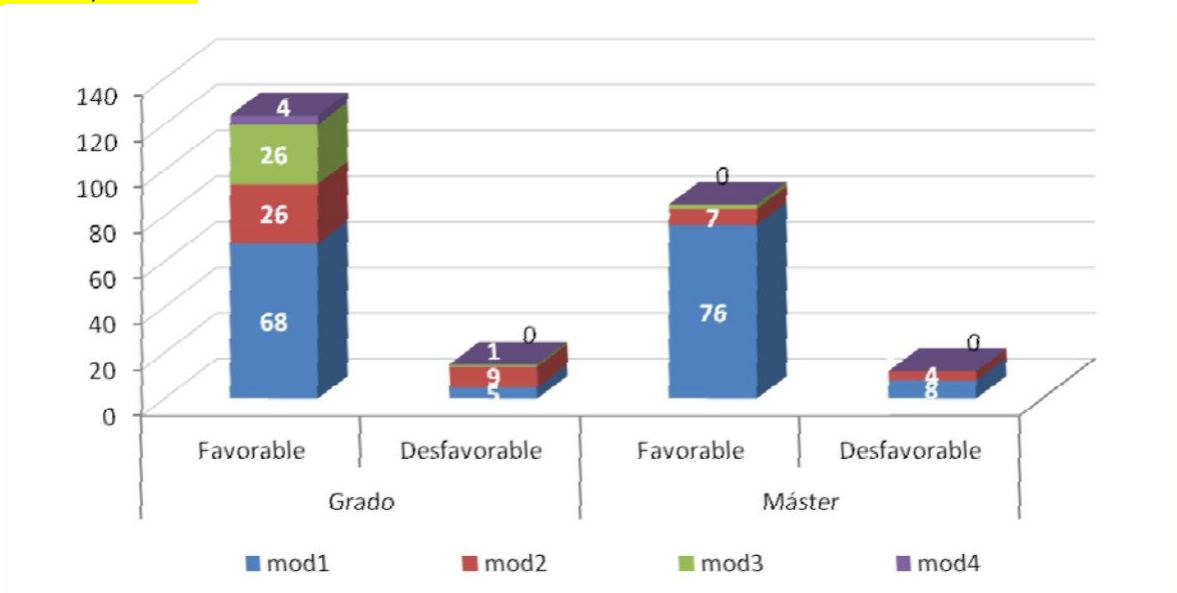


Chart 15. Results of modification evaluations, by number of submissions and type of degree (n=236)